

Scaled data based on original data using
LM-79-08 Approved Method: Electrical and Photometric Measurements of Solid-
State Lighting Products

Test Report Prepared for
Cooper Lighting Solutions
(formerly Eaton)

Brand: INVUE

Report Number: P401488

Luminaire Tested: **ENC-SA1D-740-U-SL2**

Issue Date: 5/20/2020

Test Information

Test Method: LM-79-08
Report Number: P401488
TEST IS SCALED FROM IESNA LM-79-08 TEST DATA (G1-2004-754-1)
Test Lab: INNOVATION CENTER
Issue Date: 5/20/2020
Manufacturer: COOPER LIGHTING SOLUTIONS (FORMERLY EATON)
Product Line: INVUE
Catalog Number: ENC-SA1D-740-U-SL2
Description: ENTRI LED LUMINAIRE
(1) 70 CRI, 4000K, 800mA LIGHTSQUARE WITH 16 LEDS AND TYPE II SPILL LIGHT ELIMINATOR OPTICS
Light Source: -
Ballast/Driver: ELECTRONIC DRIVER

Summary

Lumens per Lamp: N/A
Luminaire Lumens: 5577 lumens
Efficiency: N/A
Efficacy: 129.4 lumens/watt
Luminous Opening: Rectangular (W 0.5' x L: 0.5' x H: 0')
IES Classification: Type III - Medium - Non-Cutoff
BUG Rating: B1 - U0 - G2

Input Watts (W): 43.1
Input Voltage (V): NR
Input Current (Ain): NR
Voltage Rise (V): NR
Power Factor: NR
Total Harmonic Distortion (THDi): NR
Frequency (hertz): 60
Stabilization Time: NR
Operation Time: NR
Ambient Temperature (°C): NR
Test Distance: 25 FT

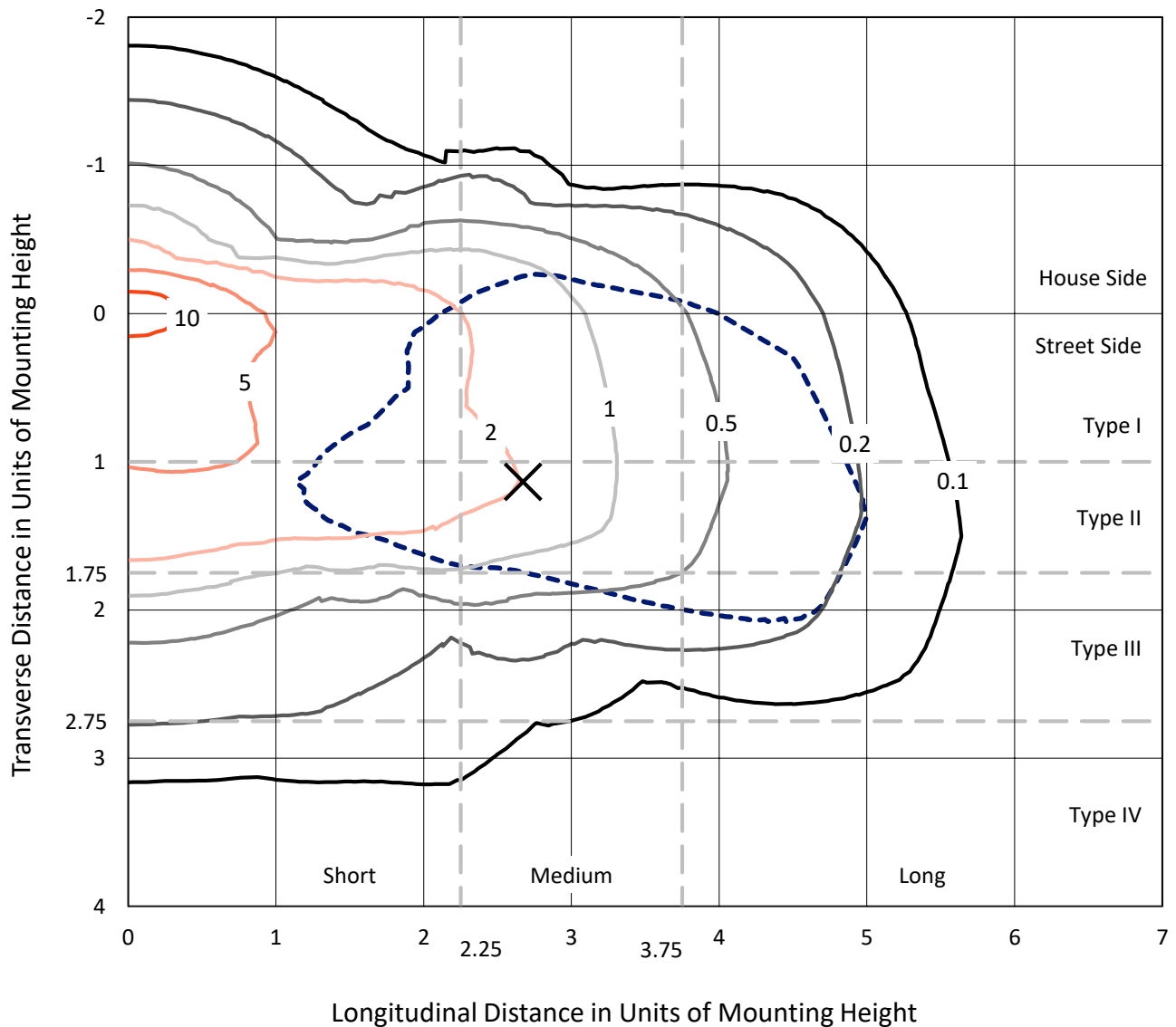


REPORT NUMBER: P401488

CATALOG NUMBER: ENC-SA1D-740-U-SL2

Iso-Footcandle Lines of Horizontal Illumination

× Max cd
 - - - 1/2 Max cd

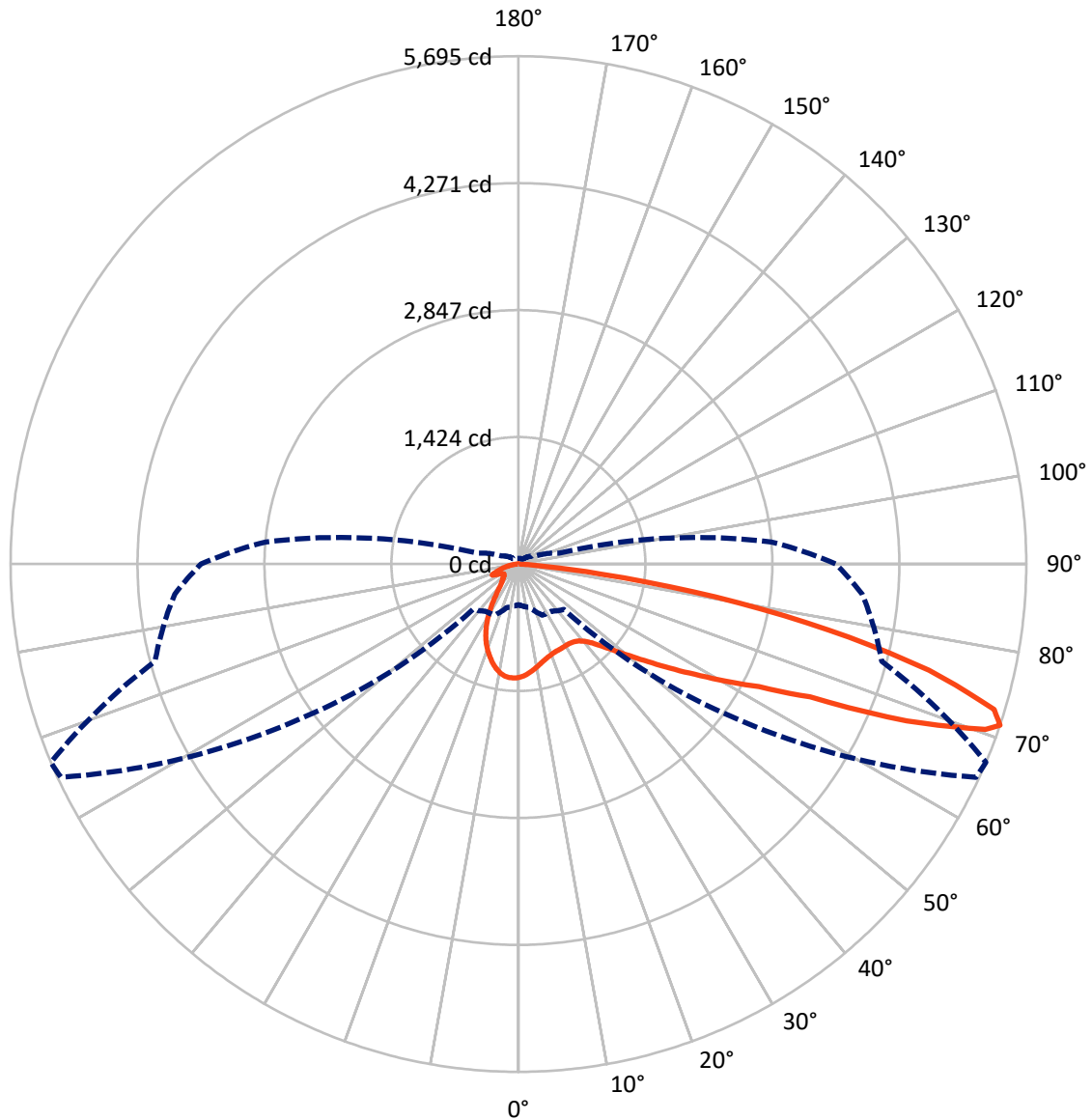


Based on 10 foot mounting height. Maximum calculated value = 12.7 fc
 Type III - Medium - Non-Cutoff

REPORT NUMBER: P401488

CATALOG NUMBER: ENC-SA1D-740-U-SL2

Luminous Intensity Polar Plot



— Vertical Plane Through 67-Deg Lateral - - - Horizontal Cone Through 71-Deg Vertical

REPORT NUMBER: P401488

CATALOG NUMBER: ENC-SA1D-740-U-SL2

FLUX DISTRIBUTION:

		Downward	Upward	Total
House Side	Lumens	1142.6	0.0	1142.6
	% Fixture	20.5	0.0	20.5
Street Side	Lumens	4434.4	0.0	4434.4
	% Fixture	79.5	0.0	79.5
Total	Lumens	5577.0	0.0	5577.0
	% Fixture	100.0	0.0	100.0

Coefficient of Utilization

ZONAL LUMENS:

Zone	Lumens	% Fixture
0°-10°	112.7	2.0
10°-20°	276.9	5.0
20°-30°	373.9	6.7
30°-40°	492.4	8.8
40°-50°	701.4	12.6
50°-60°	1071.5	19.2
60°-70°	1337.9	24.0
70°-80°	1080.0	19.4
80°-90°	130.2	2.3
90°-100°	0.0	0.0
100°-110°	0.0	0.0
110°-120°	0.0	0.0
120°-130°	0.0	0.0
130°-140°	0.0	0.0
140°-150°	0.0	0.0
150°-160°	0.0	0.0
160°-170°	0.0	0.0
170°-180°	0.0	0.0
0°-90°	5577.0	100.0
0°-180°	5577.0	100.0



REPORT NUMBER: P401488

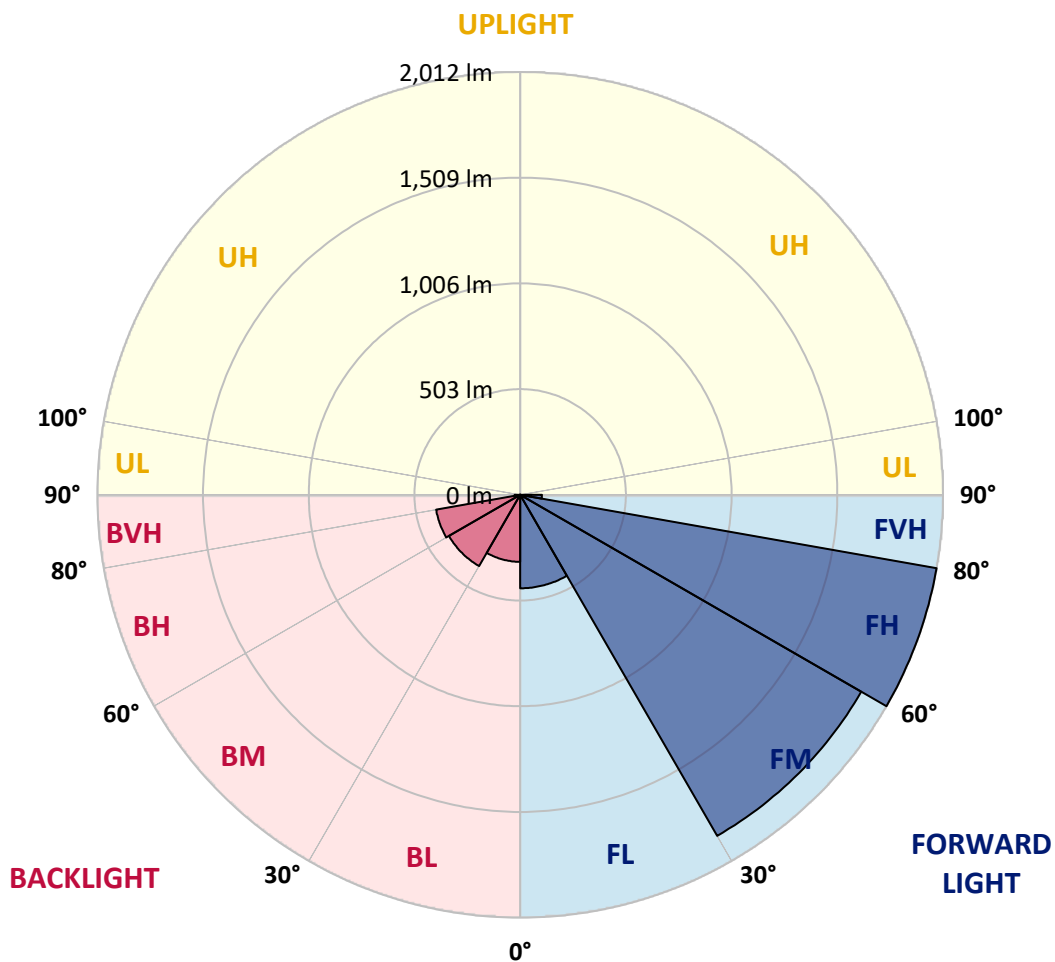
CATALOG NUMBER: ENC-SA1D-740-U-SL2

LUMINAIRE CLASSIFICATION SYSTEM LUMEN TABLE AND BUG RATING:

Zone		Lumens	% Fixture	Zone Rating/Lumen Limit		
				B	U	G
FL	(0°-30°)	444.7	8.0			
FM	(30°-60°)	1874.0	33.6			
FH	(60°-80°)	2011.9	36.1			G2/5000
FVH	(80°-90°)	103.8	1.9			G2/225
BL	(0°-30°)	318.8	5.7	B1/500		
BM	(30°-60°)	391.4	7.0	B1/1000		
BH	(60°-80°)	406.0	7.3	B1/500		G1/500
BVH	(80°-90°)	26.4	0.5			G1/100
UL	(90°-100°)	0.0	0.0		U0/0	
UH	(100°-180°)	0.0	0.0		U0/0	

BUG Rating: B1-U0-G2

Type III Medium





REPORT NUMBER: P401488

CATALOG NUMBER: ENC-SA1D-740-U-SL2

CANDELA DISTRIBUTION (FULL):

	0°	5°	15°	25°	35°	45°	55°	65°	67°	75°	85°
0°	1271.7	1271.7	1271.7	1271.7	1271.7	1271.7	1271.7	1271.7	1271.7	1271.7	1271.7
2.5°	1199.4	1205.1	1205.9	1217.1	1221.1	1234.0	1241.2	1253.2	1254.8	1262.1	1266.9
5°	1121.6	1122.4	1127.2	1136.8	1152.1	1175.4	1193.0	1222.7	1228.4	1249.2	1267.7
7.5°	1051.7	1055.7	1063.8	1078.2	1095.9	1123.2	1150.5	1191.4	1199.4	1233.2	1268.5
10°	1004.4	1008.4	1014.8	1030.9	1048.5	1079.0	1111.9	1159.3	1168.1	1214.7	1266.1
12.5°	966.6	970.6	975.5	993.1	1012.4	1042.9	1076.6	1129.6	1138.4	1192.2	1260.5
15°	941.7	942.5	949.0	963.4	985.1	1014.8	1048.5	1103.1	1113.5	1174.6	1258.9
17.5°	926.5	928.1	933.7	944.9	964.2	993.1	1026.0	1081.4	1093.5	1160.1	1259.7
20°	927.3	928.9	932.1	936.1	949.8	974.7	1009.2	1065.4	1077.4	1151.3	1265.3
22.5°	944.1	944.9	945.7	940.1	944.9	962.6	996.3	1054.1	1067.0	1147.3	1271.7
25°	976.3	976.3	974.7	961.8	951.4	958.6	989.1	1050.1	1063.0	1144.1	1278.1
27.5°	1020.4	1023.6	1015.6	1000.3	976.3	964.2	987.5	1046.9	1059.8	1144.1	1281.3
30°	1080.6	1082.2	1079.0	1059.0	1019.6	986.7	992.3	1044.5	1057.3	1142.4	1282.1
32.5°	1141.6	1146.5	1150.5	1132.8	1085.4	1026.8	1011.6	1047.7	1059.0	1141.6	1279.7
35°	1203.5	1206.7	1225.9	1222.7	1171.3	1087.0	1042.9	1060.6	1070.2	1145.7	1281.3
37.5°	1256.4	1263.7	1291.8	1313.5	1273.3	1168.9	1096.7	1088.7	1094.3	1165.7	1290.2
40°	1313.5	1323.9	1365.6	1406.6	1388.9	1271.7	1173.0	1139.2	1137.6	1202.7	1311.8
42.5°	1377.7	1389.7	1443.5	1502.9	1508.5	1402.6	1274.9	1210.7	1209.1	1266.1	1359.2
45°	1453.1	1464.4	1537.4	1608.1	1642.6	1548.7	1400.2	1311.8	1312.6	1354.4	1434.7
47.5°	1546.3	1563.9	1634.6	1724.5	1786.3	1713.3	1551.9	1453.1	1446.7	1487.7	1558.3
50°	1677.1	1691.6	1750.2	1837.7	1946.1	1912.4	1743.0	1623.3	1618.5	1637.8	1723.7
52.5°	1814.4	1819.2	1847.3	1938.1	2120.3	2154.0	1978.2	1834.5	1816.0	1826.5	1929.2
55°	1822.5	1832.9	1851.4	1966.2	2276.9	2443.9	2237.5	2083.4	2059.3	2052.1	2162.9
57.5°	1655.5	1672.3	1696.4	1844.9	2283.3	2778.6	2606.0	2374.0	2330.7	2294.5	2412.5
60°	1301.4	1323.1	1367.2	1549.5	2120.3	2969.7	3221.0	2700.0	2661.4	2538.6	2656.6
62.5°	940.9	949.8	992.3	1074.2	1682.8	2981.0	3861.7	3125.5	3029.9	2776.2	2867.0
65°	757.9	772.3	785.2	784.4	996.3	2643.8	4287.2	3882.6	3594.3	3042.0	3098.2
67.5°	624.6	629.4	660.7	715.3	677.6	1633.0	4329.7	4988.9	4696.6	3400.0	3372.7
70°	521.8	523.5	554.8	652.7	648.7	843.0	3630.5	5625.5	5554.9	3987.7	3802.3
71°	456.8	470.5	505.0	631.8	645.5	720.2	3084.5	5659.2	5694.6	4218.1	3868.9
72.5°	359.7	359.7	408.6	579.7	651.1	664.8	2272.8	5475.4	5577.4	4479.9	3753.3
75°	211.1	209.5	236.0	403.8	665.6	662.3	1241.2	4550.5	4756.8	4527.2	3473.9
77.5°	118.8	121.2	135.7	224.8	528.3	635.9	712.9	3313.3	3556.6	3787.0	2937.6
80°	54.6	57.8	68.2	109.2	311.5	549.1	509.0	2151.6	2243.9	2276.1	1388.1
82.5°	14.5	16.1	20.9	41.7	120.4	374.1	376.5	900.8	930.5	537.9	297.9
85°	0.0	0.0	0.0	0.0	1.6	45.8	106.8	162.2	134.9	71.5	61.0
87.5°	0.0	0.0	0.0	0.0	0.0	1.6	2.4	3.2	3.2	3.2	4.0
90°	0.0	0.0	0.0	0.0	0.0	0.0	0.0	0.0	0.0	0.0	0.0



REPORT NUMBER: P401488

CATALOG NUMBER: ENC-SA1D-740-U-SL2

CANDELA DISTRIBUTION (continued):

	90°	95°	105°	115°	125°	135°	145°	155°	165°	175°	180°
0°	1271.7	1271.7	1271.7	1271.7	1271.7	1271.7	1271.7	1271.7	1271.7	1271.7	1271.7
2.5°	1270.9	1274.1	1279.7	1278.9	1277.3	1267.7	1273.3	1267.7	1266.9	1264.5	1265.3
5°	1274.1	1278.9	1282.1	1274.9	1262.9	1242.0	1234.8	1216.3	1204.3	1197.8	1194.6
7.5°	1278.9	1282.1	1280.5	1260.5	1229.2	1189.8	1156.1	1129.6	1101.5	1096.7	1095.1
10°	1278.9	1282.1	1269.3	1230.8	1177.0	1115.1	1063.8	1020.4	977.1	961.0	963.4
12.5°	1275.7	1277.3	1247.6	1185.8	1107.9	1023.6	951.4	879.9	824.5	790.8	784.4
15°	1273.3	1270.9	1218.7	1129.6	1026.0	921.7	812.5	716.1	650.3	606.1	600.5
17.5°	1273.3	1264.5	1184.2	1065.4	936.9	793.2	648.7	544.3	471.3	445.6	444.8
20°	1274.9	1255.6	1147.3	998.7	826.1	640.7	484.1	395.0	367.7	363.7	364.5
22.5°	1276.5	1243.6	1107.1	923.3	702.5	477.7	346.0	313.9	316.3	326.0	325.2
25°	1274.9	1227.5	1059.8	839.0	567.6	344.4	279.4	271.4	285.8	297.1	300.3
27.5°	1270.9	1206.7	1009.2	738.6	432.7	271.4	244.1	243.3	257.7	268.1	267.3
30°	1258.9	1181.8	950.6	632.6	312.3	231.2	220.0	222.4	232.0	241.7	241.7
32.5°	1246.0	1153.7	888.7	517.0	240.1	209.5	205.5	206.3	212.8	220.0	219.2
35°	1232.4	1126.4	825.3	396.6	210.3	196.7	195.1	194.3	196.7	198.3	198.3
37.5°	1224.3	1102.3	755.5	298.7	194.3	188.7	185.5	182.2	181.4	179.8	178.2
40°	1227.5	1086.2	688.0	231.2	184.7	179.8	175.0	170.2	167.0	165.4	164.6
42.5°	1250.0	1081.4	613.4	199.1	175.8	171.8	165.4	157.4	154.1	154.1	153.3
45°	1302.2	1095.9	543.5	183.0	167.8	163.0	152.5	146.9	144.5	145.3	145.3
47.5°	1384.1	1136.8	480.9	175.0	162.2	154.9	142.9	137.3	135.7	136.5	136.5
50°	1506.9	1213.9	416.7	167.8	155.8	146.1	135.7	129.3	126.8	126.8	126.8
52.5°	1686.8	1340.7	370.1	163.0	150.1	138.9	128.5	121.2	118.0	118.0	117.2
55°	1906.0	1506.1	352.4	159.8	142.9	132.5	121.2	114.0	109.2	107.6	108.4
57.5°	2146.0	1720.5	378.1	159.0	134.9	125.2	114.0	105.2	100.4	99.6	98.7
60°	2393.3	1933.2	452.0	154.9	128.5	116.4	106.0	97.9	93.1	91.5	90.7
62.5°	2606.8	2145.2	574.0	151.7	123.6	108.4	97.1	89.9	85.9	83.5	83.5
65°	2864.5	2388.5	760.3	155.8	121.2	100.4	89.1	82.7	79.5	77.1	77.1
67.5°	3216.2	2748.9	901.6	175.0	126.8	93.9	80.3	75.5	73.1	71.5	71.5
70°	3562.2	2951.3	627.0	205.5	141.3	88.3	72.3	69.0	67.4	65.8	65.8
71°	3557.4	2842.9	471.3	212.8	146.1	86.7	69.0	66.6	65.0	64.2	63.4
72.5°	3379.2	2584.4	338.0	206.3	143.7	81.9	65.0	62.6	61.0	61.0	60.2
75°	3030.7	2277.7	264.1	172.6	120.4	73.1	57.8	56.2	54.6	53.8	54.6
77.5°	2483.2	1822.5	207.9	136.5	91.5	60.2	51.4	49.0	48.2	47.4	48.2
80°	1140.8	794.0	151.7	106.0	68.2	48.2	43.4	42.6	41.7	40.9	40.9
82.5°	274.6	222.4	81.1	70.7	46.6	36.9	34.5	34.5	34.5	33.7	33.7
85°	60.2	60.2	32.9	32.9	28.1	25.7	27.3	27.3	27.3	25.7	25.7
87.5°	3.2	9.6	10.4	15.3	16.1	15.3	18.5	19.3	18.5	17.7	16.9
90°	0.0	0.0	0.0	0.0	0.0	0.0	0.0	0.0	0.0	0.0	0.0

(END OF REPORT)